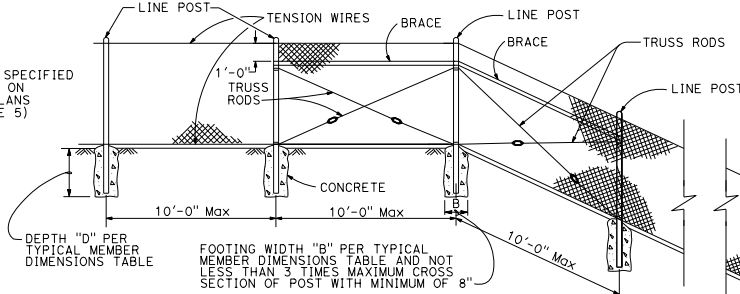
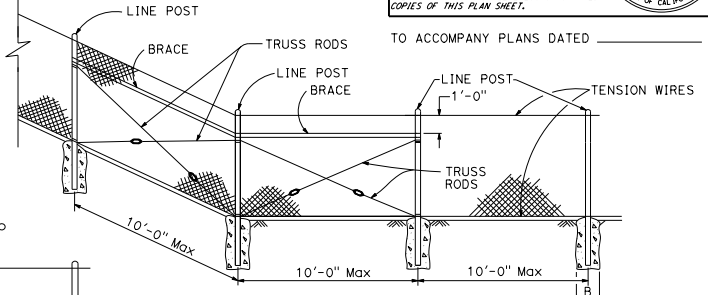


**FENCE LOCATION**

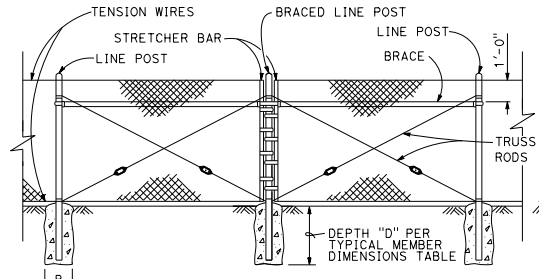


**CHAIN LINK FENCE ON SHARP BREAK IN GRADE**



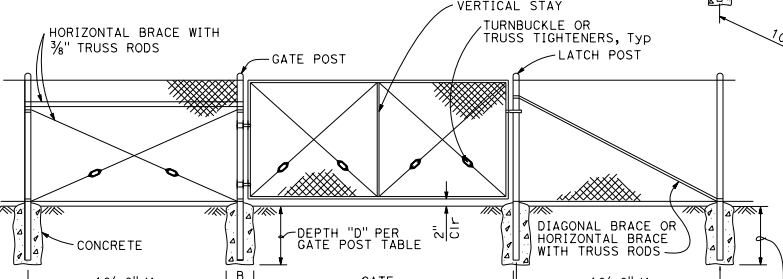
|      |        |       |                          |                    |
|------|--------|-------|--------------------------|--------------------|
| D16+ | COUNTY | ROUTE | POST MILES TOTAL PROJECT | SHEET TOTAL SHEETS |
|      |        |       |                          |                    |

**REGISTERED CIVIL ENGINEER**  
 July 21, 2017  
 PLANS APPROVAL DATE  
 THE STATE OF CALIFORNIA OR ITS OFFICERS OR AGENTS SHALL NOT BE RESPONSIBLE FOR THE ACCURACY OR COMPLETENESS OF SCANNED COPIES OF THIS PLAN SHEET.



**BRACED LINE POST INSTALLATION**

Braced line post at intervals not exceeding 1000'

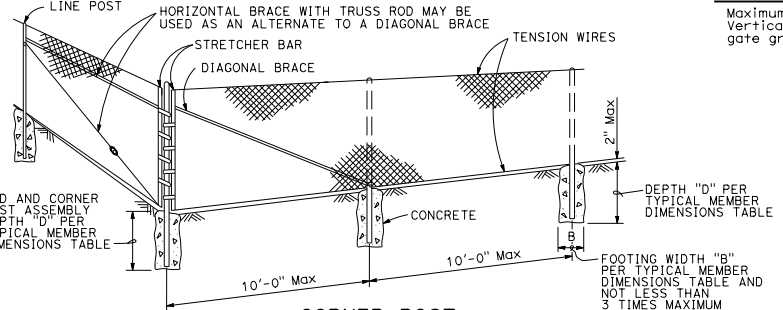


**CHAIN LINK GATE INSTALLATION**

Maximum Gate Width is 12'-0"  
Vertical Stay is required in middle of gate greater than 8'-0" in width.

| FENCE HEIGHT (Max) | SLATTED | B (in) | D (ft) | ROUND PIPE |               |                |
|--------------------|---------|--------|--------|------------|---------------|----------------|
|                    |         |        |        | SECTION    | ROUND OD PIPE | WEIGHT (lb/ft) |
| 5'-0"              | NO      | 12"    | 2'-6"  | 3 Std      | 3.50"         | 7.58           |
| 6'-0"              | NO      | 12"    | 2'-6"  | 3 Std      | 3.50"         | 7.58           |
| 8'-0"              | NO      | 12"    | 3'-0"  | 3 Std      | 3.50"         | 7.58           |
| 10'-0"             | NO      | 14"    | 3'-6"  | 3 Std      | 3.50"         | 7.58           |
| 5'-0"              | YES     | 12"    | 3'-0"  | 3 1/2 Std  | 4.00"         | 9.12           |
| 6'-0"              | YES     | 14"    | 3'-6"  | 4 Std      | 4.50"         | 10.80          |
| 8'-0"              | YES     | 18"    | 3'-6"  | 5 Std      | 5.56"         | 14.60          |
| 10'-0"             | YES     | 20"    | 4'-0"  | 6 Std      | 6.63"         | 19.00          |

Above post dimensions and weights are minimums. Larger sizes may be used upon approval.



**CORNER POST**

**NOTES:**

- The table to the right shows minimum sized posts and braces complying with the specifications. Larger or heavier post and brace sizes may be used upon approval.
- Sections shown in the tables must also comply with the strength requirements and other provisions of the specifications.
- Other sections which comply with the strength requirements and other provisions of the specifications may be used upon approval.
- Options exercised shall be uniform on any one project.
- Offset to be 2'-0" at monument locations, measured at right angles to R/W lines. Taper to achieve offset to be at least 20'-0" long.
- See Standard Plan A85B for Brace, Stretcher Bar, and Truss Tightener Details.

| FENCE HEIGHT (Max) | SLATTED | B (in) | D (ft) | TYPICAL MEMBER DIMENSIONS (See Notes) |               |                |                 |                |            |               |                |                 |                |
|--------------------|---------|--------|--------|---------------------------------------|---------------|----------------|-----------------|----------------|------------|---------------|----------------|-----------------|----------------|
|                    |         |        |        | LINE POSTS                            |               |                |                 | BRACES         |            |               |                |                 |                |
|                    |         |        |        | ROUND PIPE                            |               | ROLL FORMED    |                 | ROUND PIPE     |            | ROLL FORMED   |                |                 |                |
|                    |         |        |        | SECTION                               | ROUND OD PIPE | WEIGHT (lb/ft) | SECTION         | WEIGHT (lb/ft) | SECTION    | ROUND OD PIPE | WEIGHT (lb/ft) | SECTION         | WEIGHT (lb/ft) |
| 5'-0"              | NO      | 8"     | 2'-6"  | 1 1/2 Std                             | 1.90"         | 2.72           | 1.875" x 1.625" | 1.85           | 1 1/2" Std | 1.90"         | 2.72           | 1.625" x 1.250" | 1.35           |
| 6'-0"              | NO      | 10"    | 2'-6"  | 2 Std                                 | 2.38"         | 3.66           | 1.875" x 1.625" | 2.40           | 2 Std      | 2.38"         | 3.66           | 1.625" x 1.250" | 1.35           |
| 8'-0"              | NO      | 12"    | 3'-0"  | 2 1/2 Std                             | 2.88"         | 5.80           | 3.250" x 2.500" | 4.50           | 2 Std      | 2.38"         | 3.66           | 1.625" x 1.250" | 1.35           |
| 10'-0"             | NO      | 14"    | 3'-6"  | 3 Std                                 | 3.50"         | 7.58           | 3.250" x 2.500" | 4.50           | 2 1/2 Std  | 2.88"         | 5.80           | 1.625" x 1.250" | 1.35           |
| 5'-0"              | YES     | 12"    | 3'-0"  | 3 1/2 Std                             | 4.00"         | 9.12           | N/A             | -              | 2 Std      | 2.38"         | 3.66           | N/A             | -              |
| 6'-0"              | YES     | 14"    | 3'-0"  | 4 Std                                 | 4.50"         | 10.80          | N/A             | -              | 2 Std      | 2.38"         | 3.66           | N/A             | -              |
| 8'-0"              | YES     | 18"    | 3'-6"  | 5 Std                                 | 5.56"         | 14.60          | N/A             | -              | 2 Std      | 2.38"         | 3.66           | N/A             | -              |
| 10'-0"             | YES     | 20"    | 4'-0"  | 6 Std                                 | 6.63"         | 19.00          | N/A             | -              | 2 1/2 Std  | 2.88"         | 5.80           | N/A             | -              |

STATE OF CALIFORNIA  
DEPARTMENT OF TRANSPORTATION  
**CHAIN LINK FENCE**  
NO SCALE

RSP A85 DATED JULY 21, 2017 SUPERSEDES RSP A85 DATED JANUARY 20, 2017 AND RSP A85 DATED JULY 15, 2016 AND STANDARD PLAN A85 DATED OCTOBER 30, 2015 - PAGE 117 OF THE STANDARD PLANS BOOK DATED 2015.

**REVISED STANDARD PLAN RSP A85**

2015 REVISED STANDARD PLAN RSP A85